



lumini Solucoes em Iluminacao LTDA
www.lumini.com.br
Email: laboratorio@lumini.com.br
Tel: +55 11 3437-5555 Fax: +55 11 3437-5555
Address: Rua Ferreira Viana, 716 - Socorro - São Paulo/SP

lumini

LumCAT:

Luminaire: downled md r super wide e

LampCAT: modulo led 10.5W 30K irc90

Ballast type: led driver 700mA

Report No:

Voltage(V): 130.0000

Test No:

Current(A): 0.1160

Number of Lamps: 1

Power (W): 12.8700

Lamp flux(lm): 1485.0

PF: 0.0000

Length(mm): 128

Width(mm): 128

Phm Type: C

Height(mm): 0

Photometric Results

Lumens(lm): 818.04, Efficiency(%): 55.09% , Luminous Efficacy(lm/W): 63.56

Central intensity(cd): 572.034, Maximum intensity(cd): 572.034

Angle of maximum intensity: $C=0.0$ $\gamma=0.0$

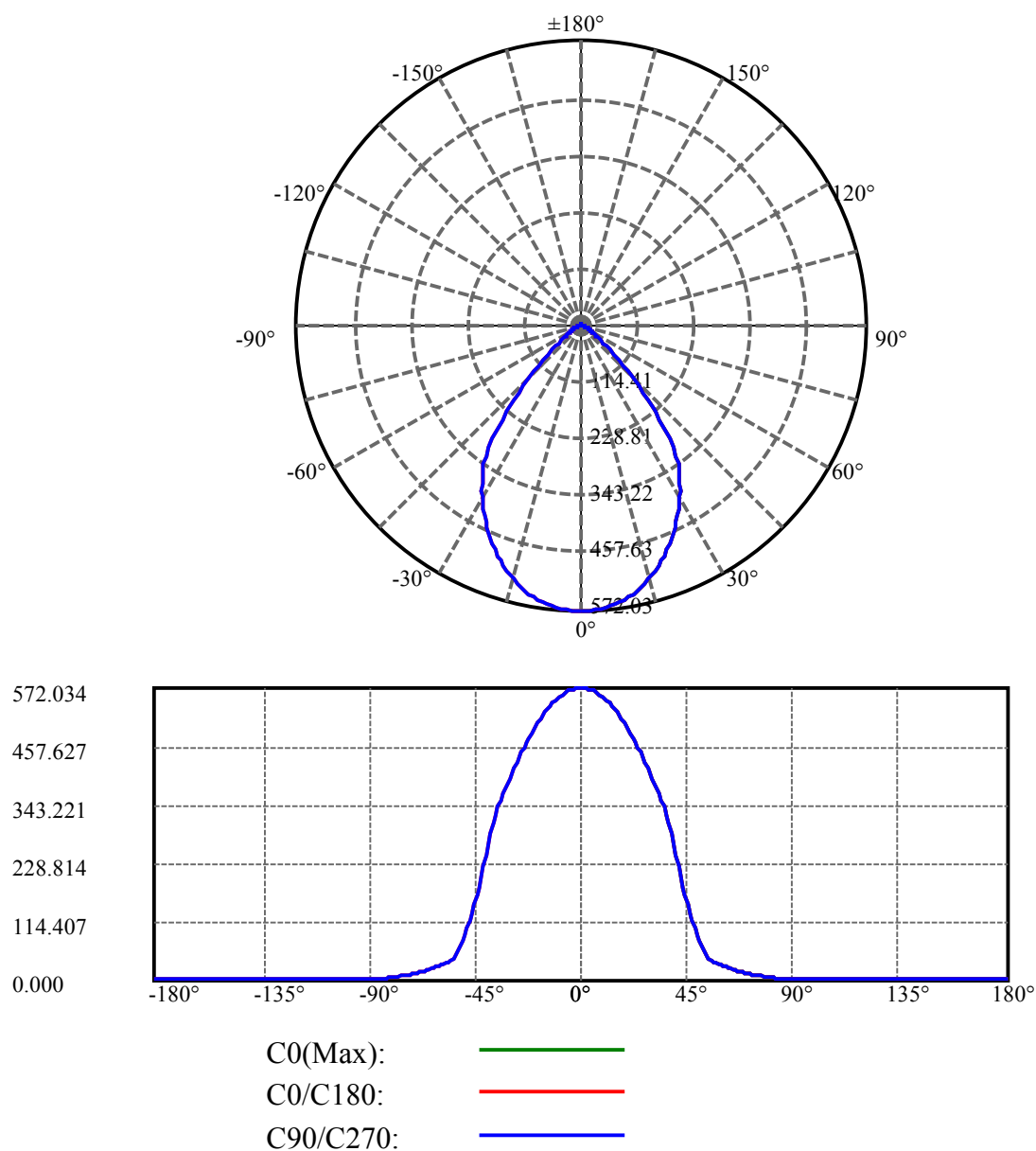
Beam angle of C0 plane : 76.13

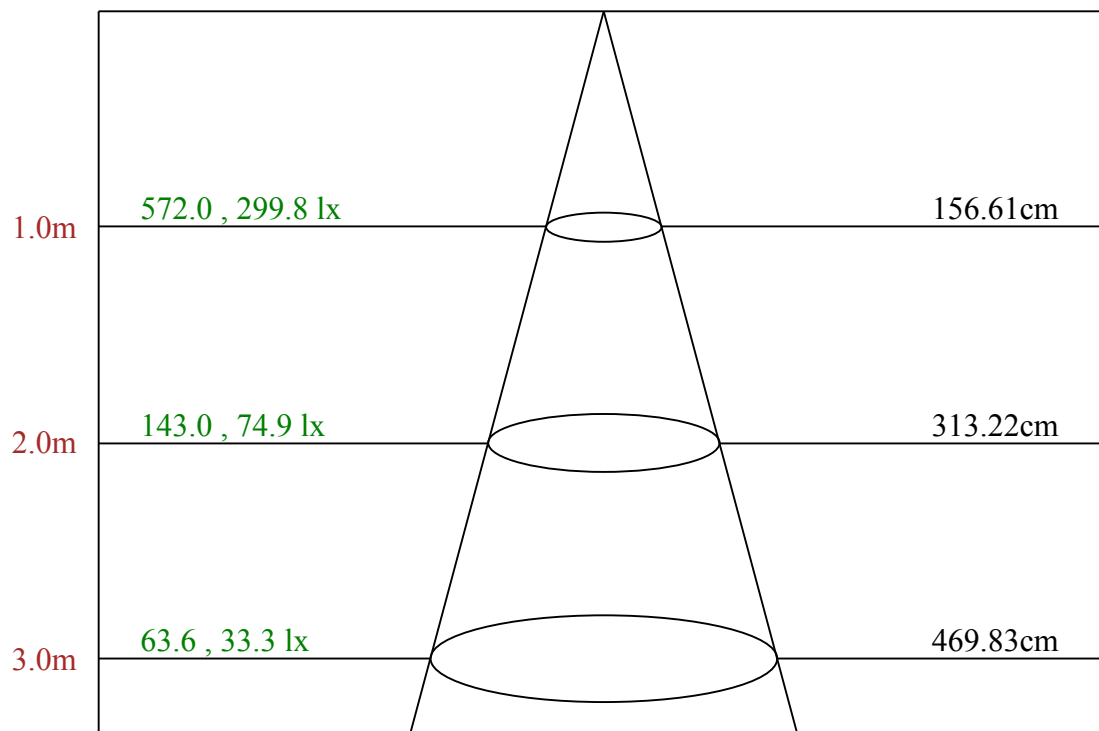
Average BeamAngle(IEC 61341): 76.13

Equipment: equipamento lumini
Temperature(°C): 25.5

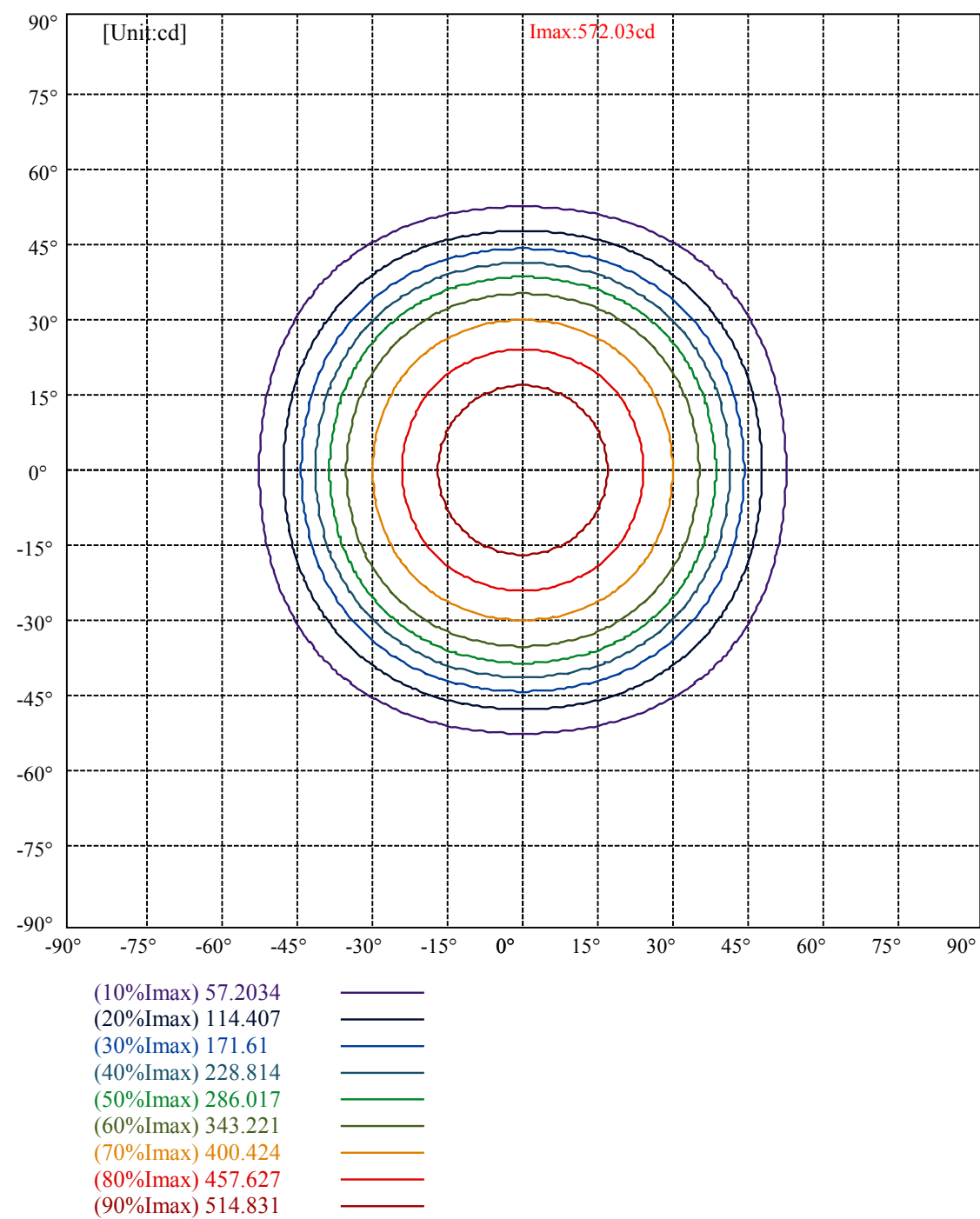
Date: 31/01/2025
Humidity(%): 77.0%

Operator: 01
Distance(m): 6.90





Max , Ave Beam angle of C0 plane 76.13



lumini

Luminance Limiting Curve(no luminous side)

Appendix Page: 5 Total:6

Luminance Table

γ	45	50	55	60	65	70	75	80	85
C0	12828	7264	4253	3479	2933	2554	2283	2142	2330
C45	12828	7264	4253	3479	2933	2554	2283	2142	2330
C90	12828	7264	4253	3479	2933	2554	2283	2142	2330

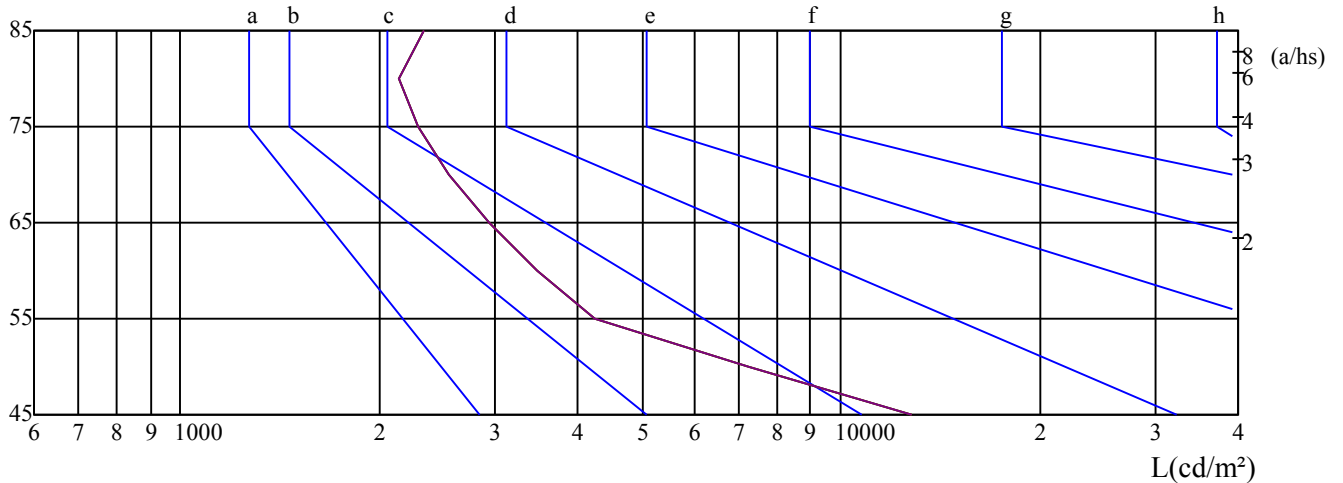
L(Hor)(65)	L(Ver)(65)	L45(65)	L(Hor)(75)	L(Ver)(75)	L45(75)	L(Hor)(85)	L(Ver)(85)	L45(85)
2933	2933	2933	2283	2283	2283	2330	2330	2330

Glare Table

Glare	Quality	Service Values Illuminance(lx)							
1.15	A	2000	1000	500	≤ 300				
1.5	B		2000	1000	500	≤ 300			
1.85	C			2000	1000	500	≤ 300		
2.2	D				2000	1000	500	≤ 300	
2.55	E					2000	1000	500	≤ 300
		a	b	c	d	e	f	g	h

Luminance Limiting Curve

$\gamma(^{\circ})$



C0 ———

C45 ———

C90 ———

Equipment: equipamento lumini
Temperature($^{\circ}$ C): 25.5

Date: 31/01/2025
Humidity(%): 77.0%

Operator: 01
Distance(m): 6.90

Illumination assessment according UGR											
Rf of Ceiling	70	70	50	50	30	70	70	50	50	30	
Rf of Wall	50	30	50	30	30	50	30	50	30	30	
Rf of Floor	20	20	20	20	20	20	20	20	20	20	
Room dimensions		Viewed crosswise					Viewed endwise				
X	Y										
2H	2H	18.55	19.73	18.95	20.08	20.45	18.29	19.47	18.68	19.82	20.19
	3H	18.67	19.72	19.09	20.10	20.49	18.41	19.46	18.83	19.84	20.23
	4H	18.71	19.68	19.14	20.08	20.49	18.45	19.43	18.88	19.82	20.23
	6H	18.76	19.65	19.20	20.06	20.51	18.50	19.39	18.94	19.80	20.24
	8H	18.74	19.60	19.19	20.02	20.47	18.48	19.34	18.93	19.76	20.21
	12H	18.73	19.54	19.18	19.97	20.43	18.46	19.28	18.91	19.70	20.16
4H	2H	18.46	19.44	18.89	19.83	20.24	18.21	19.19	18.65	19.58	19.99
	3H	18.65	19.46	19.11	19.89	20.35	18.41	19.22	18.87	19.65	20.11
	4H	18.79	19.50	19.26	19.95	20.44	18.55	19.26	19.02	19.71	20.20
	6H	18.85	19.48	19.36	19.96	20.46	18.61	19.24	19.11	19.72	20.21
	8H	18.89	19.47	19.41	19.96	20.48	18.65	19.23	19.16	19.72	20.23
	12H	18.93	19.47	19.45	19.95	20.51	18.68	19.22	19.20	19.70	20.26
8H	4H	18.72	19.30	19.24	19.79	20.31	18.49	19.07	19.01	19.56	20.08
	6H	18.84	19.32	19.37	19.83	20.38	18.61	19.09	19.14	19.60	20.15
	8H	18.97	19.38	19.52	19.93	20.47	18.73	19.14	19.29	19.69	20.23
	12H	19.05	19.39	19.62	19.93	20.49	18.81	19.14	19.37	19.69	20.25
12H	4H	18.70	19.23	19.21	19.72	20.27	18.47	19.00	18.98	19.49	20.04
	6H	18.87	19.28	19.43	19.83	20.37	18.64	19.05	19.20	19.60	20.14
	8H	18.97	19.31	19.54	19.86	20.42	18.74	19.08	19.31	19.63	20.19
Variation with the observer position at spacings:											
S = 1.0H		1.9/-3.4					1.9/-3.4				
S = 1.5H		3.4/-3.7					3.4/-3.7				
S = 2.0H		5.2/-3.8					5.2/-3.8				
Standard tables:		BK1					BK1				
Uncorrected UGR		0.2					0.2				

依据CIE Publ. 117 计算 UGR, S/H = 0.25